

Technical Specification.

Input:

SCART supporting composite, RGB, Component, RGsB Sync-on-Green, or S-Video.

(Suitable adaptor or leads will be required for certain signal types.)

NTSC (US) and PAL (UK & Europe) TV standards.

Output:

VGA output at:

756 x 557 at 50Hz for PAL.

640 x 480 at 60Hz for NTSC.

Stereo Audio directly passed from SCART input.

Power:

Supplied with a 9V unregulated power supply.

Power consumption ~3W.

LED power indicator.

Dimensions:

120 x 105 x 45mm.

WARNING!

The Simple Video Scalar includes a 230V mains adaptor, which supplies 9V DC. All normal precautions should be observed towards electronics devices. Do not spill any liquids on the unit or power supply. Do not attempt to service the unit. Do not cover the unit, do allow for ventilation. Do not spray the unit with any combustible substances.

In the unlikely event the unit falters for any reason, disconnect from the mains supply and retry after a few minutes. Contact information is provided below.



© 2018.

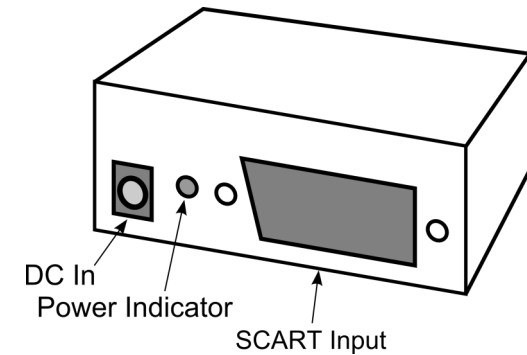
E-mail: technical@js-technology.com Tel: 01294 471468

J.S. Technology Ltd.,
APL Centre,
Stevenston Ind. Est.,
Stevenston.
Ayrshire
KA20 3LR

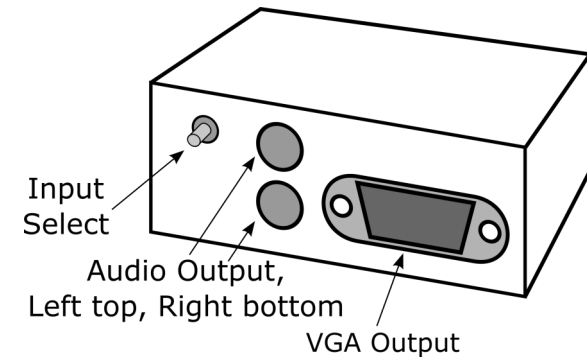
Simple Video Scalar, Spec B.

<http://www.js-technology.com>

Instruction Manual.



Inputs



Outputs

- Converts Composite, S-Video, RGB SCART, RGsB Sync-on-Green, or Component (YPbPr) to a VGA PC type signal.
- Allows video connection to most good quality PC monitors
- Ideal for Retro and Vintage computers.
- One button to change video input modes.
- Compatible with PAL / NTSC sources.
- Ideal for Sky, Freeview, Games consoles PS2, PS3, Wii, Xbox 360.

It is recommended that good quality leads be used with the converter. Suitable cables are available from J.S. Technology as well as most good retailers. The unit requires 9V DC supply to operate, a suitable mains adaptor is provided.



Designed & manufactured in UK/Europe.



Technology 2018.

Simple Video Scalar.

The Simple Video Scalar is a device to take a variety of standard video formats and convert it such that it will work on a VGA / PC input to a monitor or other device with such an input.

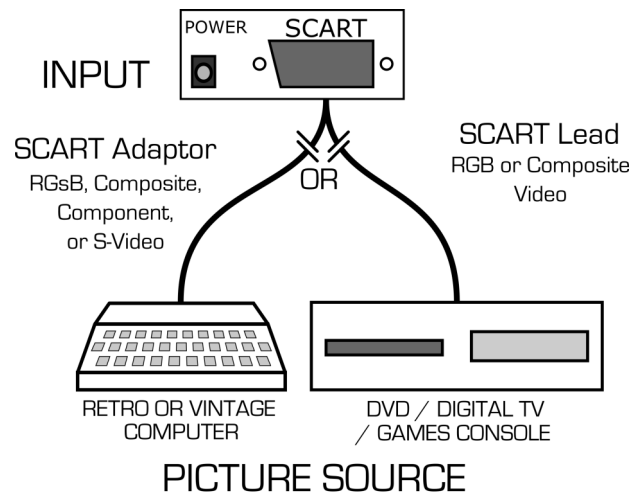
It operates by a process called de-interlacing. This is where it converts the interlaced picture that is typical of a TV broadcast, or Retro or Vintage computer or DVD, and makes it "progressive". That is it doubles the number of effective lines in the picture presented at any one time.

The Simple Video Scalar is compatible with both NTSC and PAL resolution of 480i and 576i. The output is then it's progressive equivalent of 480p and 576p.

Input Connection to the Simple Video Scalar.

The converter has one SCART connector and one power connector. Power should be with the supplied 9V adaptor. A SCART is then connected directly to the converter.

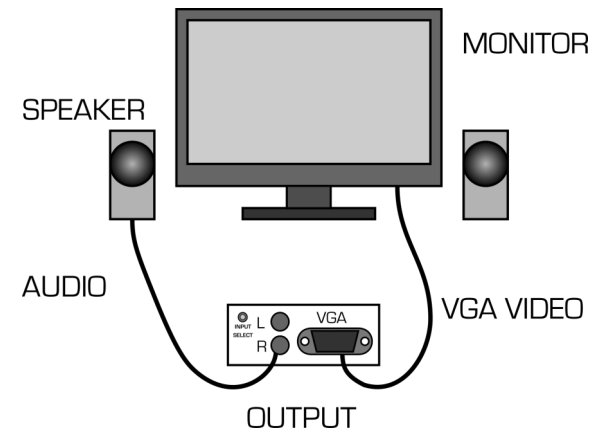
The video on the SCART can be RGB SCART (recommended where available), Component (YPbPr), composite or S-Video. A phono (yellow, red, white) to SCART adaptor socket can be used for composite or S-Video if required (not supplied). Component video is via a SCART adaptor (not supplied) or lead reusing the SCART's RGB inputs.



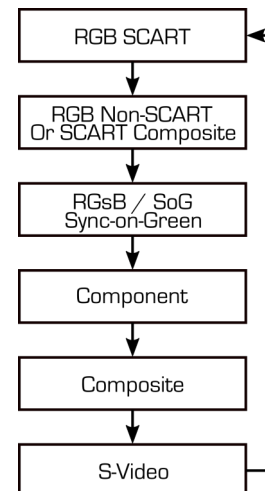
Output Connection to the Simple Video Scalar.

A VGA / PC type connection is provided for output from the Simple Video Scalar. This provides for the picture information only, audio is passed directly from the SCART to two phono connectors on the converter's output side.

Audio may be connected directly to a monitor's input if it has built-in speakers, or may have to be amplified by a suitable HiFi amplifier. For simplicity this is not shown in the diagram below.



Input Video Format Selection.



Pressing the "Input Select" button on the converter sequences the input mode through the flow of input types shown on the left. If you are in the wrong input type you may see a distorted picture until a compatible one is selected.

RGB SCART automatically detects RGB if the Pin-16 is active. RGB-Non-SCART inverts the detection of Pin-16. This allows RGB+Sync to be connected from non-SCART sources, or for the Composite input to be forced.

RGSB uses the Green input for the Sync as it common on some systems that use Sync-on-Green (SoG).

Component is for YUV / YPbPr input. Using an adaptor or dedicated lead, this is connected in to the RGB pins of SCART. Y = Green, Pb = Blue, Pr = Red.

Composite is straight composite without any detection modes from SCART. S-Video can be connected with a suitable SCART adaptor.